


What Is a Sentence?

Write Good Sentences!

Read each group of words. Use the words to write complete sentences about the picture.



1. Pig and Frog


2. dig and dig

3. have fun

Word Order

What Is the Order?

Each group of words is out of order. Put the words in order and rewrite them as a sentence.



1. Dad eggs gets.

2. gets a pan Pig.

3. big The pan is.

4. helps Dad.

Statements

Picture Match


Read the statements in the box. Write each statement next to the animal that it tells about.

I hop on logs.


I cluck and give eggs.

I nap on a rug.


I am red with spots.




1.



2.



3.



4.

Writing Statements

Read It! Write It!

Read the statements. Write each statement correctly.

1. spot likes to dig



2. he digs and digs



3. then he stops



4. he looks sad



Mixed Review

Secret Word


Read the statements.

Circle the letter next to each correct statement.

The letters spell a word from top to bottom.

Write that word to finish the last sentence.

- b** 1. The drum is red.
- a** 2. the top will spin.
- h** 3. I see a pen
- i** 4. The dog is tan.
- x** 5. Like the cat I.
- g** 6. The doll has a hat.



Questions

Make It a Question

Change each group of words from a statement to a question. Use all the words in each group.

Remember to begin each question with a capital letter and end it with a question mark.



1. This is a duck.

2. The duck can swim.


3. A frog is on the log.











4. The frog will jump in.




Exclamations

Solve the Riddle!




Use the shape code to help you decode each exclamation. Remember to begin each exclamation with a capital letter and end it with an exclamation mark.



 a	 at	 big	 hat	 him
 is	 it	 look	 so	 what

1.   





2.   

3.    

Sentence End Punctuation

What Will They Say?

Write what the characters in these cartoons say to each other. Use statements, questions, and exclamations. Be sure to end each sentence with the correct punctuation mark.



Mixed Review

Make a Sentence!

Look at the picture. Use each group of words to write a question or an exclamation about the picture. Remember, a question asks something. An exclamation shows strong feeling.



1. look that cat

2. will cat nap

3. cat so big

4. can cat run

Common Error: Incomplete Sentences

Is It a Sentence?

Write **yes** if the group of words is a sentence.

If the group of words is not a sentence, add some words. Write the new sentence on the lines.



1. Hen and Duck.

2. Duck wants.

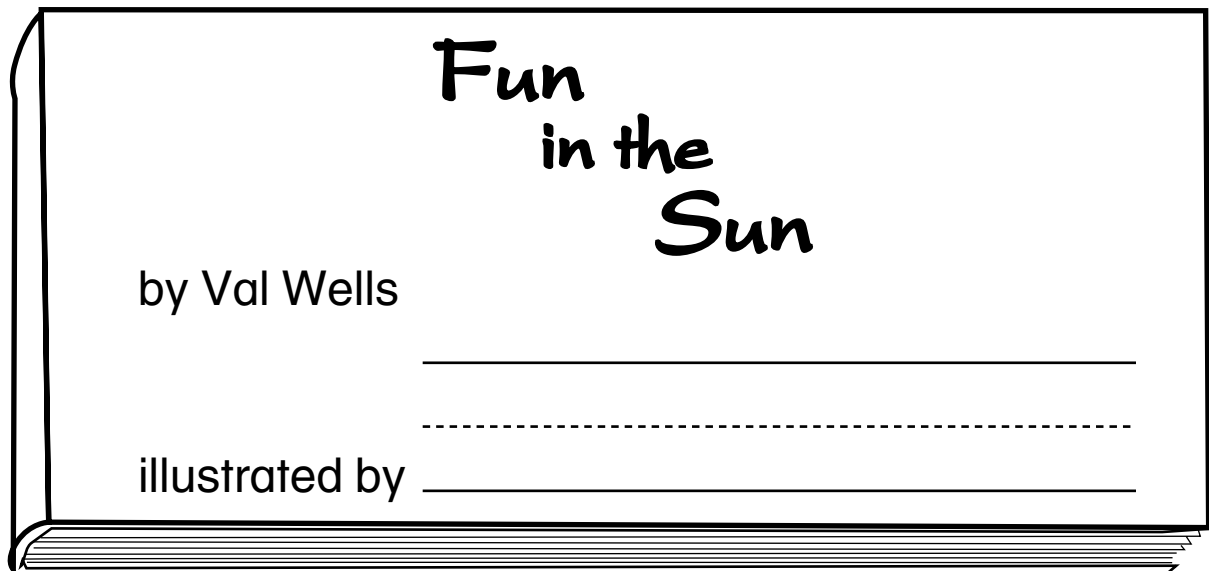
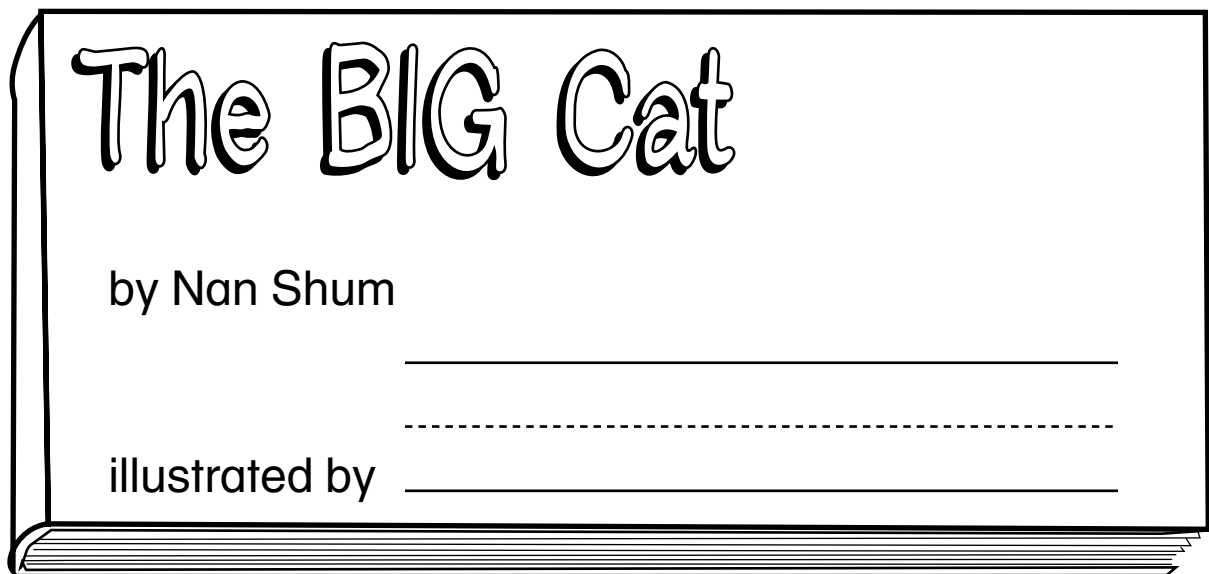
3. Pig sees Hen and Duck.

4. Pig has.

Study Skill: Parts of a Book

Be the Illustrator!

Read the book's title and the author's name. Draw a picture for the cover. Then add your name as the illustrator.




Vocabulary: Question Words


Question Word Quiz

What question word fits in each sentence? Write **who**, **what**, or **where** on the lines. Then finish the picture to answer the question.

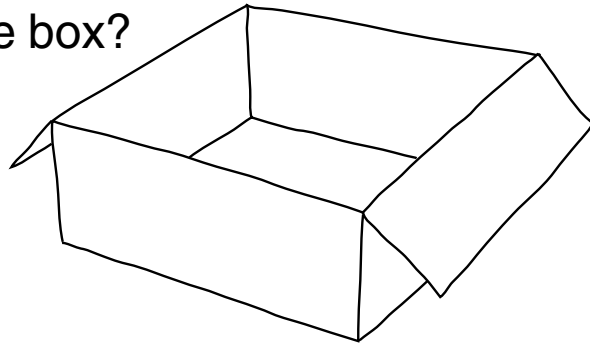
1. _____ looks at a book?



2. _____ is the duck?



3. _____ is in the box?



Composition: Sentence Order

Be a Writer!

Think of two things you did this morning.

Draw pictures about what you did.

Write a sentence under each picture.


Be sure to put your ideas in order.

Nouns

Puzzle Fun

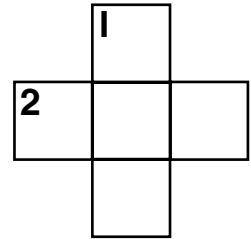
Unscramble each noun and write it correctly on the lines. Use the nouns to fill in each crossword puzzle.

Puzzle 1




1. ugb

2. snu

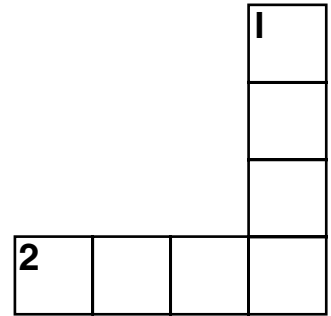


Puzzle 2

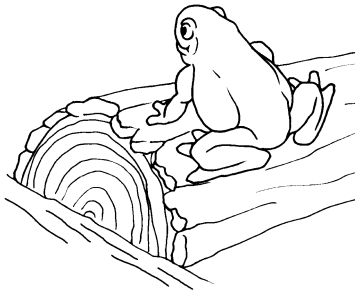


1. irlg

2. llih

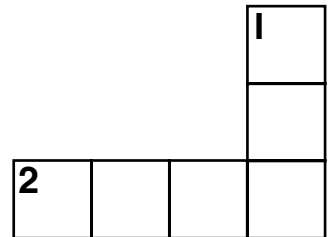


Puzzle 3



1. olg



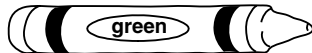
2. frgo

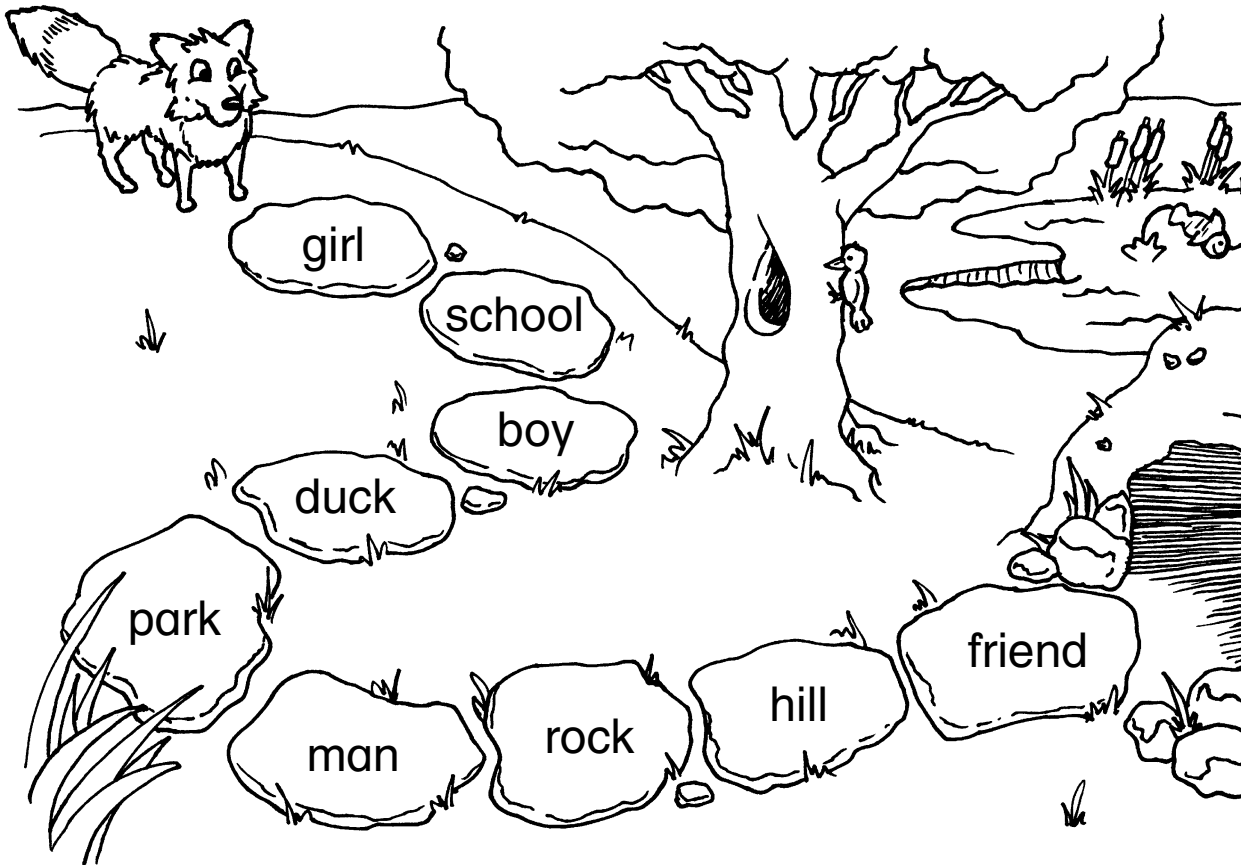


More About Nouns

Fox's Den

Help the fox get to its den. Color each stepping stone with a noun in a different color.

noun that names a person = red	
noun that names a thing = blue	
noun that names a place = green	

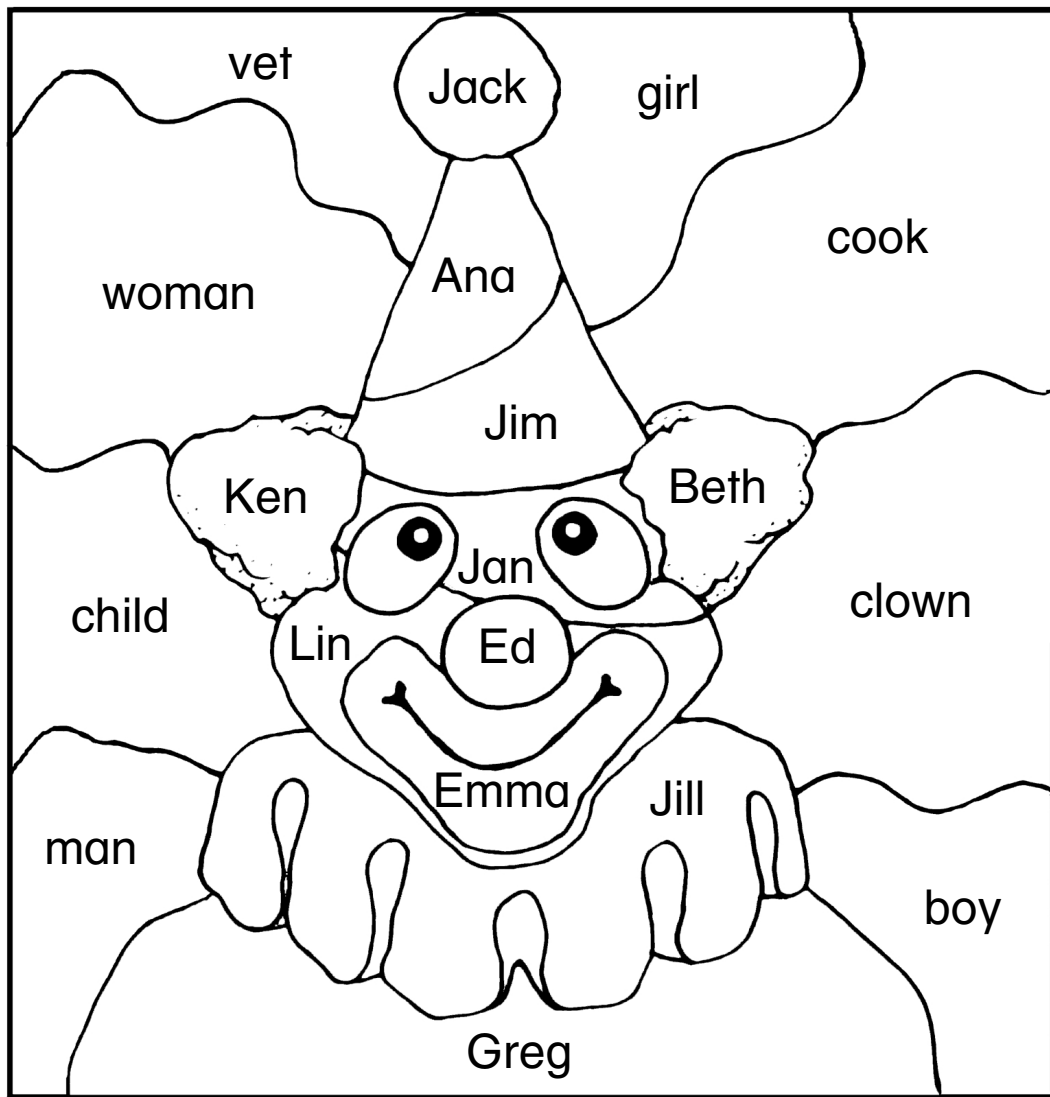


McGraw-Hill School Division

People

Who Am I?

Color the spaces that have special names of people. Then make up a name to finish the sentence. Write the name.



Hello! My name is _____.

Days of the Week


What's Cooking?

Read the clues. Complete each sentence with the correct day of the week.

Monday	Tuesday	Wednesday	Thursday
	Friday	Saturday	Sunday

Clues

Kim always cooks on Thursday.
 Ron cooks on the day before Kim.
 Jill cooks on the day after Kim.
 Stan cooks on the day after Jill.

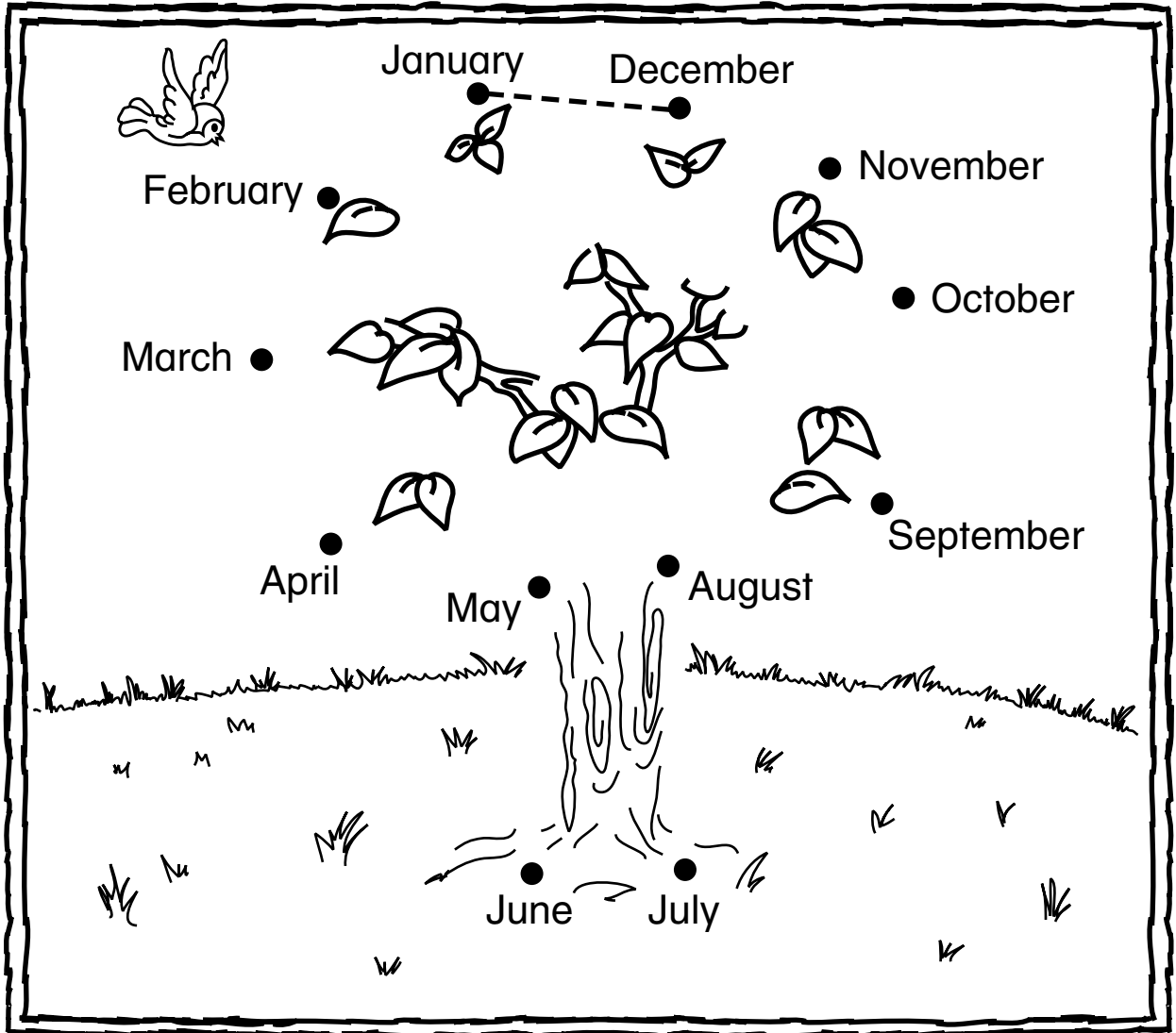


- _____
-
1. Ron cooks on _____.
- _____
-
2. Jill cooks on _____.
- _____
-
3. Stan cooks on _____.

Months of the Year

Dot to Dot

Show the order of the months. Connect the dots. Start with **January**. Then complete the rhyme.




All year I see _____

How the leaves look on the _____.

Capitalization

Dear Diary

Write a special noun or the word **I** to complete each sentence.



Today is _____

This month is _____

Today _____ saw my friend at school.

My friend's name is _____

My teacher's name is _____

Mixed Review

You are a news reporter.
Write a noun to complete each
sentence in your news report.



- _____
-
1. Hello, my name is _____.
- _____
-
2. Today is _____.
- _____
-
3. A Pet Show was held at the _____.
- _____
-
4. The winner's name is _____.
- _____
-
5. The winner's pet is a _____.

Congratulations to the winner!

Plural Nouns: -s

Cloud Clues

Count the hidden pictures. Then finish each sentence with a noun from the box. Remember to add an **s** to the nouns that name more than one.

ball bee cat frog



1. I see one

2. I see two

3. I see three

4. I see four

At Home: Look at clouds with someone. Talk about what shapes you see. Use words that name more than one in your conversation.

► **Critical Thinking**

McGraw-Hill Language Arts
Grade 1, Unit 2, Nouns,
pages 69–70

Plural Nouns: -es

Draw a circle around each noun that names more than one. Write the noun in the boxes. Write one letter in each box.

1. dishes

glass

--	--	--	--	--	--

2. benches

school

--	--	--	--	--	--	--

3. letter

lunches

--	--	--	--	--	--	--

4. whale

brushes

--	--	--	--	--	--	--

5. grass

resses

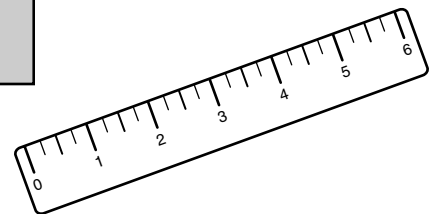
--	--	--	--	--	--	--

6. buses

bush

--	--	--	--	--

The letters in dark boxes spell a word. Write the word to finish the sentence.

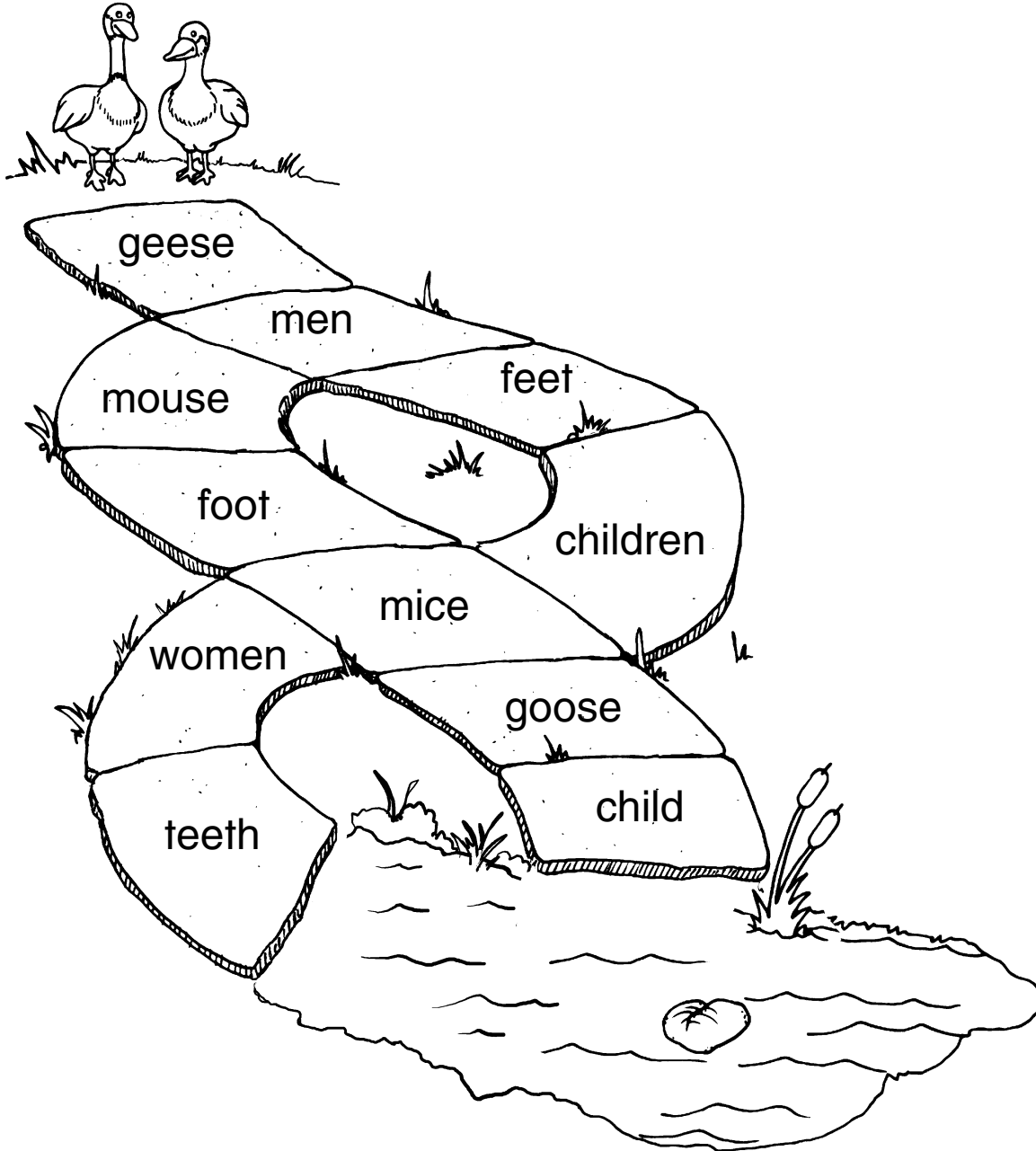


The word is _____.

More Plural Nouns: Irregular

Two Lost Geese


Help the geese get to the pond. Show them which path to follow. Color each space with a noun that names more than one.




Abbreviations

A Picture Album


Draw a picture in each frame. You might want to draw a person you know. Write each person's title and name.



a woman



a man

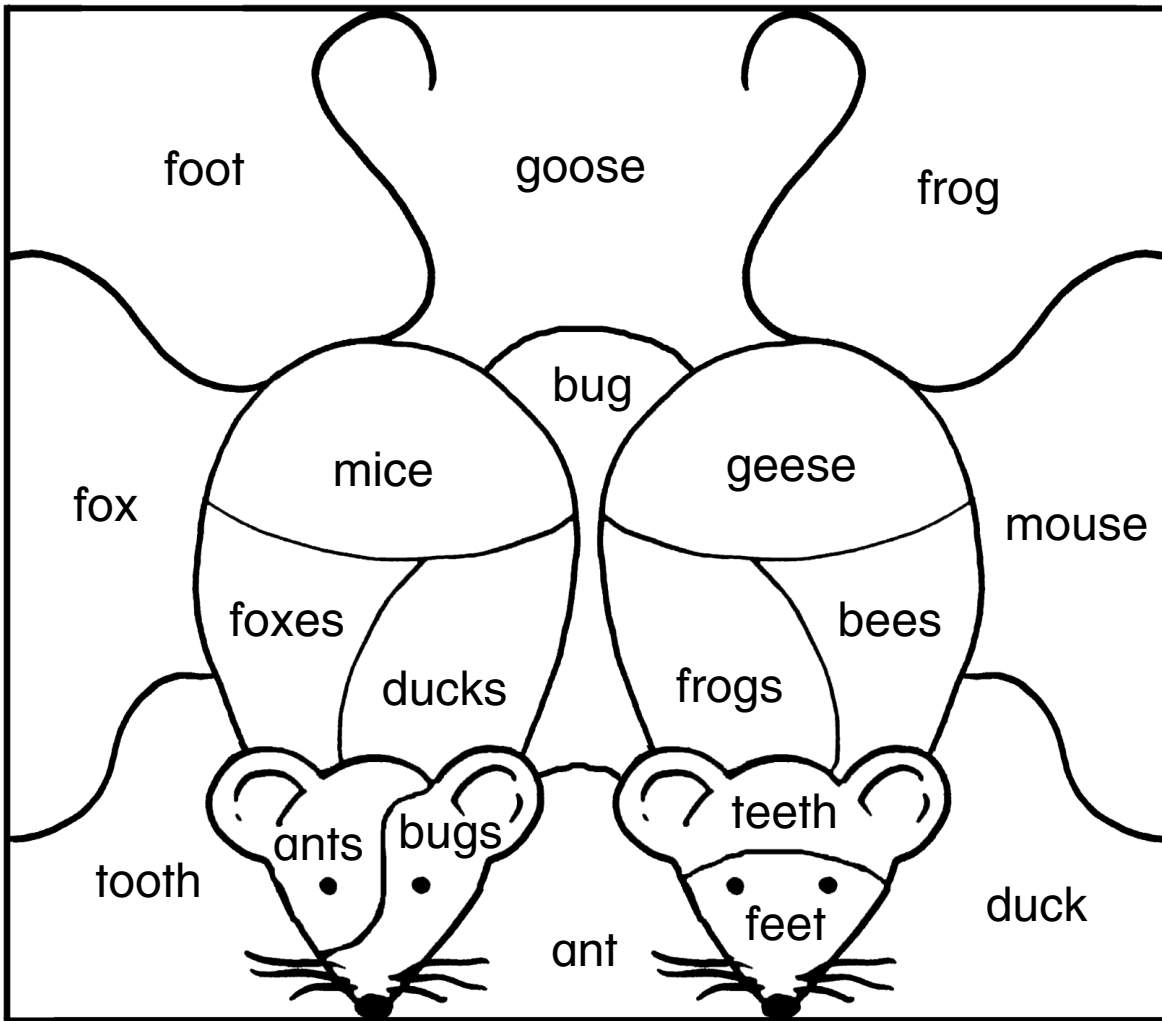


a doctor

Mixed Review

What Do You See?

Color the spaces that have nouns that name more than one. Then write a noun to finish the sentence.




I see two _____.


Common Error: Plural Nouns -s, -es

Picture These!


Which group of words correctly tells about the picture? Draw a **circle** around the answer.



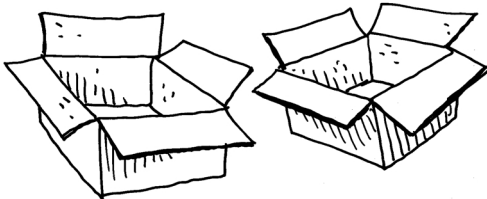
- 1. two benches
- two benches



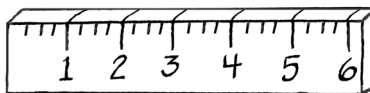
- 2. six bee
- six bees



- 3. three brushes
- three brushes



- 4. two box
- two boxes



- 5. six inches
- six inches

Study Skill: Diagram

Make a Diagram

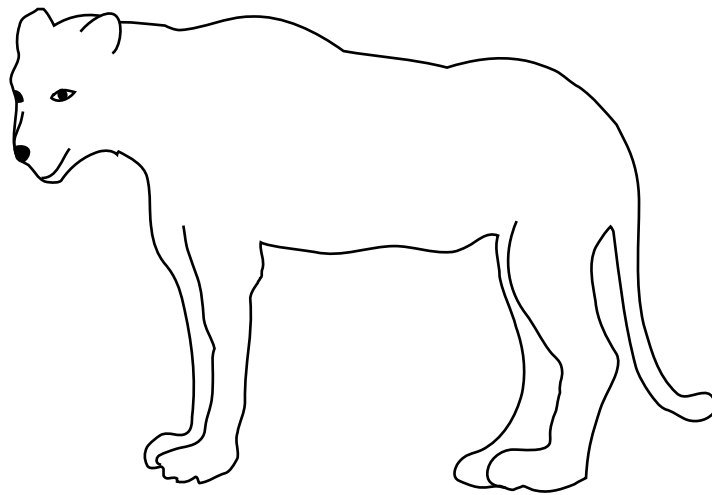
Finish this diagram of a lion. Use words from the box to label four parts. Then draw lines from each label to its matching part.

leg	tail	eye	foot	ear	back
-----	------	-----	------	-----	------

1. _____

2. _____

Lion



3. _____

4. _____

Vocabulary: Nouns

Word Search

Write **boy**, **girl**, or **school** to match the picture. Then **circle** the word in the puzzle below.

Hint: Some words are hidden more than once!



1. Pat is a _____.



2. The _____ hits the ball.



3. That is my _____.

S	C	H	O	O	L
B	Z	D	T	F	G
O	B	O	Y	J	I
Y	G	I	R	L	R
C	V	E	O	O	L

McGraw-Hill School Division

Composition: Details

Find the Word

Read each pair of sentences. Draw a **circle** around the letter next to the sentence that gives details. The letters spell a word from top to bottom. Write that word to finish the last sentence.

- h** This is a box.
- g** This is a big box.
- o** The box was in the hall.
- j** The box was in there.
- a** We can make something.
- o** We can make a house.
- d** We will have fun.
- p** We will do it.



You did _____ work.


McGraw-Hill School Division

Verbs

A Verb Puzzle

Draw a line under the verb in each clue. Write the verb in the puzzle. Write one letter in each box.

1. We keep our masks in a box.
2. We need the masks for a skit.
3. Jess and I dash to the box.
4. We see six masks.
5. Jess gets her mask.
6. We take the masks out of the box.




Present Tense Verbs

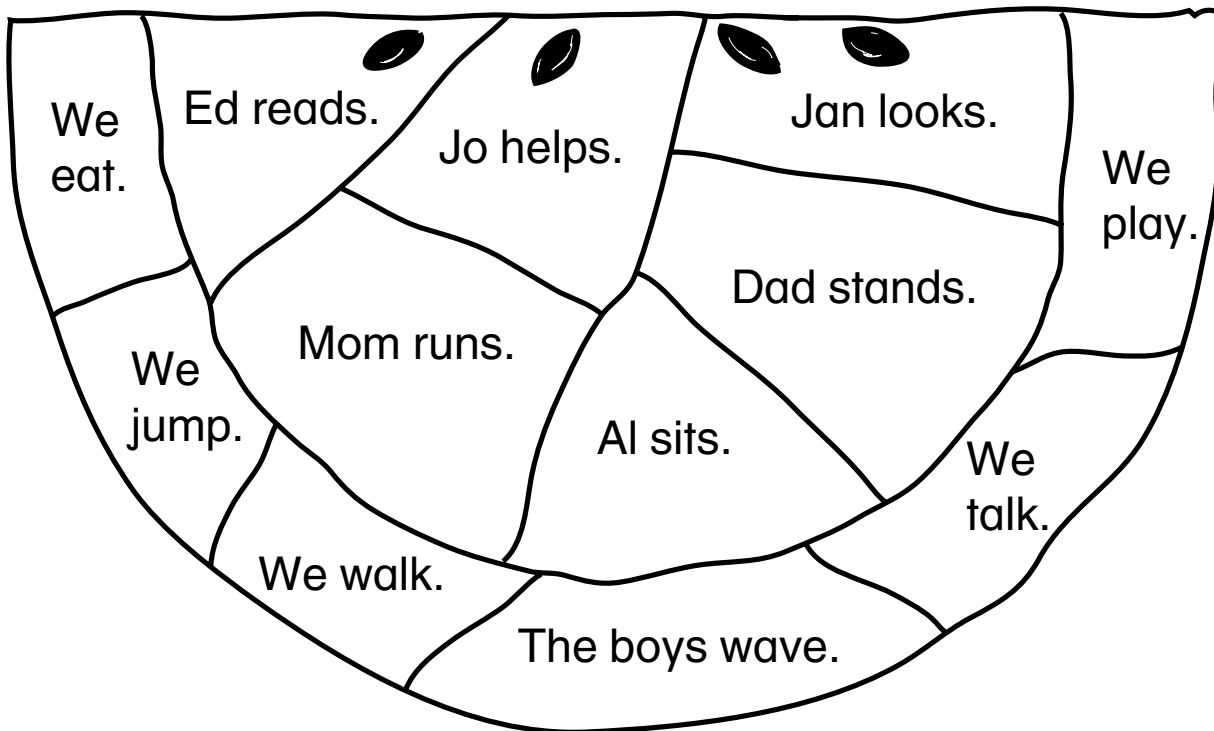

A Mystery Picture

Color the picture to find something to share at a picnic.

Use a red crayon to color verbs that tell about **one**.



Use a green crayon to color verbs that tell about **more than one**.




Tell a friend what the “mystery picture” is.

Past Tense Verbs

Who Did What?

Finish each sentence to tell what job each child did in the skit. Make your sentences tell about the past.



Vic



Jen



Rob



Jill

Jobs in the Skit	
splash in the pond fill a nest with eggs	buzz all around jump from tree to tree

Vic _____

Jen _____

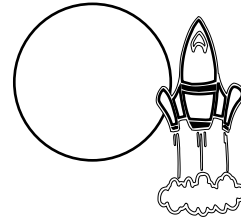
Rob _____

Jill _____

Subject/Verb Agreement

What Am I?

Draw a **circle** around the letter next to the correct verb for each sentence.



- | | | |
|-------------------------------------|-----------------|-----------------|
| 1. Six of us _____ on a skit. | H puts | I put |
| 2. Jon _____ the moon. | A plays | B play |
| 3. Sue _____ in a rocket. | L ride | M rides |
| 4. The rocket _____ off. | A blasts | B blast |
| 5. Tim and Deb _____ the rocket go. | R see | S sees |
| 6. The flames _____ them. | O shake | P shakes |
| 7. Pat _____ Tim and Deb. | B help | C helps |
| 8. Sue _____ out. | J look | K looks |
| 9. Jon, Tim, and Deb _____. | E wave | F waves |
| 10. The rocket _____ away. | T speeds | U speed |

Now write each letter you circled on a line below.

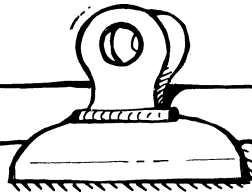
I

1
2
3
4
5
6
7
8
9
10

Mixed Review

An Interview

Pretend that your best friend is the star of a TV show, and a reporter talks with you. Tell about your friend. Complete each sentence.



1. Last week we _____

2. Yesterday we _____

3. Now my friend _____


4. My friend's dad _____

5. Our pals _____

Using *Is* and *Are*

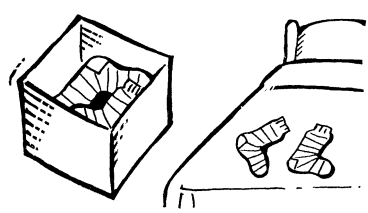
Lost and Found

Find Hector's things. Draw a circle around the words that finish each sentence correctly. Then draw a circle around the matching picture.




1. Hector's socks

is in a box.
are on the bed.




2. His mask

is on a book.
are in a basket.



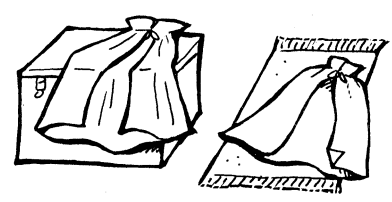
3. Hector's hat

is in a bag.
are on a lamp.




4. Hector's cape

is on a chest.
are on the rug.



5. Hector's books

is on the desk.
are in a backpack.



McGraw-Hill School Division

Contractions: *Is, Are*

On with the Show!

The children are getting ready for a skit. Not everything is ready yet. Write **is**, **are**, **isn't**, or **aren't** on the lines to complete each sentence. Use the picture to decide which word to use.

1. The spots _____ on the dog.


2. The nest _____ in the tree.

3. Two eggs _____ in a nest.

4. The rabbits _____ in the cage.

5. The duck _____ in the pond.

Now, draw the things that are missing from the picture.



Using *Was* and *Were*

A Fun Skit

Write **was** or **were** to complete each sentence.
Then color the picture to match each sentence.

1. Dan _____ a bug.



2. Ann and Pam _____ ducks.




3. Sam _____ the dog.



4. Sam's dish _____ green.



5. The ducks _____ in a pond.



At Home: Tell someone a story about the picture.
Use **was** and **were** in your sentences.

► **Critical Thinking**

Contractions: *Was, Were*

A Contraction Riddle

Draw a **circle** around the letter beside the contraction that correctly completes each sentence.

- | | | |
|---------------------------------|-----------------|------------------|
| 1. Max _____ on the bus. | A wasn't | B weren't |
| 2. Two children _____ in class. | V wasn't | W weren't |
| 3. The skit _____ all set. | A wasn't | B weren't |
| 4. The masks _____ fixed. | S wasn't | T weren't |
| 5. Al and Jan _____ happy. | B wasn't | C weren't |
| 6. Their song _____ good yet. | H wasn't | I weren't |
| 7. Al _____ sick any more. | D wasn't | E weren't |
| 8. Miss Chan _____ upset. | O wasn't | P weren't |
| 9. The problems _____ too bad. | F wasn't | G weren't |

On the lines, copy the letters you circled to answer this riddle: **What goes "tick-tock, woof"?**

1 2 3 4 5 6 7 8 9

Apostrophes

Contraction Concentration

Cut out the cards.

Play with a partner.

Take turns.

To play:

Mix up the cards.

Put them face down.

Turn over two cards.

Match the contractions with the two words that make them.

is not	isn't
are not	aren't
was not	wasn't
were not	weren't
is not	isn't
are not	aren't
was not	wasn't
were not	weren't



Mixed Review


Mixed-Up Pets

The children are having a pet show at school. The pets are mixed up. Draw lines to connect the sentences to the correct pets.

1. Lani's pet isn't a dog.

It isn't in a cage.

Which pet is Lani's?



2. Tom's pets are together.

They aren't on the wheel now.


Which pets are Tom's?



3. Jim's pet is red and green.

It isn't in a tree now.


Which pet is Jim's?



4. My pet was on my lap.

My pet is spotted.


Which pet is my pet?



Common Error: Subject/Verb Agreement

Play Dodge Ball

Tell about the game. Finish each sentence with a verb from the box. Make sure the verb agrees with the naming part of the sentence.



- _____
-
1. Tim _____ up the ball.
- _____
-
2. Tim _____ the ball to Meg.
- _____
-
3. I _____ out of the way.
- _____
-
4. The ball _____ me.
- _____
-
5. The children _____ and yell!



clap
claps
miss
misses
pick
picks
jump
jumps
toss
tosses

McGraw-Hill School Division

Study Skill: Chart

All Mixed Up

Finish this chart. Cut out the information below the chart and paste it where it belongs.

Pig 	Cow 

can moo

has straight tail

has curly tail

has short legs

has long legs

can squeal

Vocabulary: Verbs

Riddle Me


Solve the riddles. Write **jump**, **run**, or **play** in the boxes. Write one letter in each box.

1. If you go fast, you .

2. If you go up, you .

3. What can you do with a ball?

The letters in the dark boxes spell a word. Write the word on the line to solve this riddle.



What can you do after you play, jump, and run?

Composition: Logical Order/Sequence

Show the Sequence

Draw pictures about making a cheese sandwich.
Show what you do first, next, and last.

First

Next


Last

Irregular Verbs: *Has, Have*

Picture Match-Up

Write **has** or **have** to complete each sentence.

Finish the picture to make it match the sentences.



1. The big butterfly _____ yellow wings.

2. Its wings _____ black dots.

3. The little butterflies _____ blue wings.

4. The bushes _____ green leaves.

5. One bush _____ red flowers.

Contractions: *Has, Have*


Contraction Action!

Rewrite each sentence. Replace the verb **has** or **have** with the contraction **hasn't** or **haven't** to make the sentence tell about the picture.

1. Pig has cut the grass.



2. Cat has fixed the tire.



3. They have been awake.



Irregular Verbs: *Go, Went*

It's Happening Now!



Rewrite these sentences. Make each one tell what is happening now.

1. We went up a hill.

2. Our car went slowly.

3. We went down the hill.

4. Our car went fast.

Letter Punctuation

Make a Better Letter!

Add commas where they are needed in the letter.

March 24 2001

Dear First Graders

First Grade will be in the School Show.

I want you all to think about things we
could do. Please tell me your ideas.

Your teacher

Miss Brock

Mixed Review

Cross It Out!



To complete each sentence mark an X on the verb that is not correct.


1. Sometimes we (go, goes) out for dinner.
2. Then we all (have, has) our favorite food.
3. I (have, has) a three cheese pocket!
4. Mom and Dad (have, has) pizza.
5. We (haven't, hasn't) gone out lately.
6. But I still (have, has) pocket sandwiches!



Irregular Verbs: *Do, Did*

Now Do It

Rewrite these sentences to make them tell what is happening now.



1. Deb did a tumble.

2. Kate and Ed did sit-ups.

3. Rick did three hops.

4. Pam did a long jump.

5. Everyone did something!

Contractions: *Do, Did*

Make It Opposite

Write **don't** to make each sentence mean the opposite.
Then write a sentence to answer the question "Why?"

1. Sometimes _____ we walk to school.

2. Sometimes _____ we get a ride.

3. We _____ have school every day.

4. We _____ have school today.



Irregular Verbs: *See, Saw*

Be a Puzzle Star!

Write **see**, **sees**, or **saw** to complete each sentence. Then write the word to complete the puzzle.

Down


1. Tonight Kate _____ a bright star.

3. Ken _____ stars last night.

Across

2. Emma _____ a thin moon tonight.

4. She _____ a big moon last week.



Irregular Verbs: *Say, Said*

It's Show Time!

To complete each sentence, write **says** or **said** in the boxes. Write one letter in each box.

1. Last week Deb _____, "Let's do a show!"

--	--	--	--

2. Then, Nan _____, "I can sing."

--	--	--	--

3. Then, Tad _____, "I will do a trick."

--	--	--	--

4. Now Ms. Dix _____ that we are ready.

--	--	--	--

The letters in the dark boxes make a word. Write it to finish the sentence.



Let's invite our moms and _____ to the show!



Book Titles

Look at the picture on each book cover. Choose the title that matches the picture. Write the title correctly on the cover.

good dog!
kids in the kitchen
the truck got stuck




McGraw-Hill School Division

Mixed Review


Riddle Time!

Find the mistake in each sentence. Circle it. Then write the word that should have been used.



1. What do the elephant say to the fly?

2. It say, "Pick on someone your own size!"



3. What do cows did for fun?

4. They go to saw "moo"vies.



5. Why does hummingbirds hum?

6. They didn't know any of the words.

Common Error: Irregular Past Tense Verbs

Happy Hippo

Make each sentence tell about the past. Choose a verb from the box that is the past tense form of the verb in (). Write the correct verb on the lines.

did	said	saw	went
-----	------	-----	------


1. Mom _____, "Let's go to the park!" (say)

2. We _____ to an animal park. (go)

3. We _____ a big hippo. (see)

4. We _____ not see all of it. (do)


5. We _____ just the top! (see)



Study Skill: Maps

Make a Map


Finish this map. Add names of streets and other places. You might add houses, shops, a school, and a library.



Vocabulary: Antonyms

Frog Hop

Find the antonyms and match each frog to its lily pad. There will be extra lily pads.




McGraw-Hill School Division

Composition: Paragraphs

Pam's Paragraph

Help Pam finish her paragraph. Choose the sentence in the box that tells about playing a game. Write it on the lines.



I jog with my mom.

I win the game.

<input type="radio"/>	My mom and I play
	checkers. Mom uses
	the red checkers. I
<input type="radio"/>	use the black checkers.
<input type="radio"/>	

Adjectives

Find a Hidden Word

Draw a circle around each adjective. Write the adjective in the boxes. Write one letter in each box.

1. fast

--	--	--	--

drum

2. funny

--	--	--	--	--

bells

3. boys

--	--	--	--

tall

4. girls

--	--	--	--	--

happy

5. pink

--	--	--	--

book

6. songs

--	--	--	--	--	--	--

playful

Find the word in the dark boxes.

Write the word to finish the sentence.

7. We sang a _____ tune!

Words About Senses

Show and Tell

Choose two adjectives from the long box. Draw a picture of something those adjectives tell about. Write the adjectives under the picture.



soft	hard	bright	dark
warm	cool	sweet	salty

1.

2.

Words About Weather

A Weather Report!

Write a word from the box to complete each sentence about the weather.

1. Yesterday it was _____.
2. Today it is _____.
3. I think it will be _____ tonight.
4. Maybe it will be _____ tomorrow.

cloudy
foggy
rainy
snowy
sunny
windy

Draw the clothes that Ted should wear tomorrow.

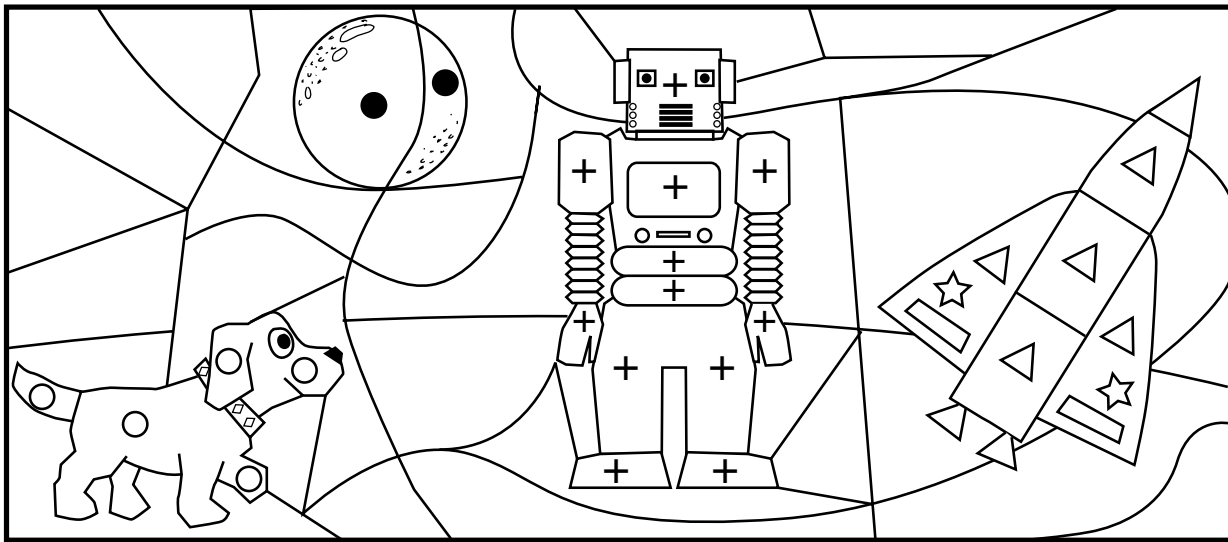


Color Words

Hidden Pictures

Find the hidden pictures. Follow the chart to color the spaces. Write a color word to finish each sentence.

red = ●	blue = △
green = +	yellow = ○



1. The robot is _____.

3. The ship is _____.


2. The moon is _____.

4. The dog is _____.

Review Sentence Punctuation

All About Ants

Look at the picture. Use the words to write a statement or a question or an exclamation.



1. hard workers

2. ants eat

3. feet dig

4. look for food

Mixed Review

Categories

Write each adjective in the correct list. The word you do not use will answer the riddle below.

windy	blue	cloudy	chair	green
	hard	tall	loud	sweet

1. Color Words

2. Weather Words

3. How Things Look and Feel

4. How Things Smell and Sound

What has four legs but cannot walk? _____

Words About Feelings

How Do They Feel?

Draw a circle around each adjective. Write the adjective in the boxes. Write one letter in each box.

1. say
sad

--	--	--

2. cook
cold

--	--	--	--

3. happy
hands

--	--	--	--	--

4. bark
hard

--	--	--	--

5. cheerful
children

--	--	--	--	--	--	--	--

6. glad
give

--	--	--	--



The letters in the dark boxes spell a word. Write that word to finish the sentence.

The word is _____.

Words That Tell How Many

One or More?

Draw a circle around all the hidden balls in the picture.
Write a number word to tell how many.
Do the same for the buttons, bats, and pencils.
Use the number words **one, two, three, and four.**



1. ball or balls

3. bat or bats

2. button or buttons





4. pencil or pencils

Adjectives That Compare

Animal Comparisons

Look at the pictures in the boxes.

Write the correct animal's name and **er** or **est** to complete each sentence.



1. The _____ is the tall _____ of all.

2. The _____ is small _____ than the turtle.

3. The _____ is slow _____ than the lion.

4. The _____ has the loud _____ roar of all.

Mixed Review


Animal Riddle

Draw a circle around one animal.

Write a riddle about that animal.

Use the adjectives in the box to finish the riddle sentences.

Ask a friend to guess the riddle.



cold	smaller	hot	longest	two
small	shortest	four	taller	dry

1. It has _____ legs.

2. It is _____ than a cat.

3. It is happy living in a _____ place.

4. It has just about the _____ tail I have ever seen!

Common Error: Adjectives That Compare

What's Missing?

Fill in each missing word in the rhyme. Write the correct form of an adjective that compares. Then draw the missing parts of the picture to make the clown match the rhyme.

I put on a wig.
I add this and that.
And then I put on

The world's _____ hat!

I don't like to brag.
I don't like to boast.
But I'd say my smile

Is _____ than most!

Look at my feet.
My feet aren't small.
In fact they might be

The _____ of all!



Study Skill: Dictionary

What Word Comes Next?


Add the last word to this dictionary page. Use the guide words to help figure out what word is missing. Write the word and meaning. Then draw a picture.


kangaroo/kitten

kangaroo A kangaroo is an animal with long back legs for jumping.



key A key is something used to open and close locks.





Vocabulary: Synonyms

Crossword Puzzle

Pick a word from the box to complete each clue.
Write each word in the crossword puzzle.

happy	fast	street
glad	quick	road

Clues

Across

1. ___ means the same as **fast**.

3. ___ means the same as **glad**.

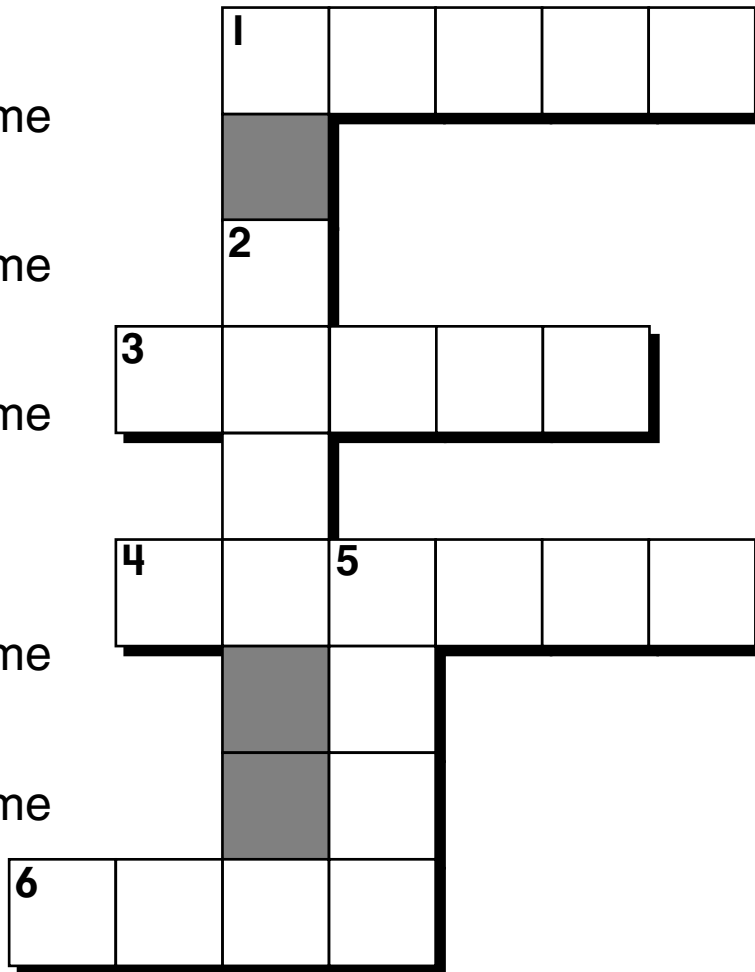
4. ___ means the same as **road**.

6. ___ means the same as **happy**.

Down

2. ___ means the same as **quick**.


5. ___ means the same as **street**.



Sentences Review

Play Time

Look at the picture. Use the words to write a statement, a question, or an exclamation.



1. boys

2. make a house

3. play together

4. show us

5. this block

Naming Part of a Sentence

Sentence Detective

Read the clues. Then tell what each child does.
Write a naming part to finish each sentence.



Clues

Four children are in a class.
Each child does something different.
Jon likes animals best.
Ann fills things up.
One boy sees Sue with a book.
Sue does not like to draw.

1. _____ plays in the sand.

2. _____ watches a mouse.

3. _____ sits in a rocking chair.

4. _____ uses some paint.

Action Part of Sentence

Twisters

A tongue twister is a sentence with words that begin with the same sound. The action parts of the tongue twisters below are mixed up. Finish each tongue twister with the correct action part.

1. Six sharp sharks watched the waves on the water.
2. Wendy found fun.
3. Four fast fish swam by a ship.

1. Six sharp sharks _____

2. Wendy _____

3. Four fast fish _____


Write your own tongue twister. Draw a circle around the action part.

4. _____

Sentence Combining (Compound Subjects)

Winning Combinations

Circle the naming part for each sentence.
Then combine the sentences using **and**.



1. Hal played soccer. Sal played soccer.

2. Mrs. Lin coached. Mr. Yin coached.


Now write the naming parts and the combined sentence.

3. _____ cheered. _____ cheered.

Mixed Review

Mixed-Up Sentences

Write each sentence correctly. Write a . or a ? or a ! at the end of each sentence. Then draw a circle around the animal the sentences tell about.



1. can you find this animal

2. it is brown

3. it has a white tail

4. this animal has soft fur

5. look how far it hops

Pronouns: *He, She, It*

A TV Riddle

Write the pronoun that takes the place of each noun. Write one letter in each space. You will not write in all the spaces.

1. my dad

2. your pet

3. your sister

4. his mom

Now write the letters from the circles to answer the riddle.

What does a snake say when it doesn't like a TV show?


Answer: It says _____

Pronouns: *They*


It and *They* Match-Up

Draw a line from the sentence to the picture the sentence tells about.


1. They like to ride outside.



2. They get in.



3. It kicks a lot.



4. It has four wheels.



5. They kick for fun.




Pronouns: *I, Me*


What Am I?

Write **I** or **me** to finish each sentence. Draw a circle to answer each riddle.

1. _____ am good to eat.



2. You eat _____ for snack.



3. _____ grow on trees.




4. _____ am fun to do.



5. You use _____ inside or outside.




6. You take _____ out of my box to play.



Pronouns: *We, Us*

Turn Around Pronouns

Rewrite each sentence. Replace each underlined pronoun with a noun and a pronoun.



1. We toss balls into buckets.

2. The man gave us prizes.

3. We like the duck game best.

4. Play ring toss with us.

Sentence Combining (Compound Predicates)

A Mixed-Up Talent Show

Choose one naming part and two action parts to make up each sentence about the talent show. Use **and** to combine the action parts.

Naming Parts	Action Parts	
Emma	plays a song	sings
The boys	clap	tells a story
Jill	tell jokes	watch
Jake	acts it out	fall down
The children	dances	bows

1. _____

2. _____

3. _____

4. _____

5. _____

Mixed Review

A Perfect Score

Write five sentences. Get 10 points if a sentence has one pronoun. Get 20 points if it has two pronouns. Try to get 100 points in all.

I	me	We	us
He	She	It	They

1. _____

2. _____

3. _____

4. _____

5. _____

“My Score”


“My Score”

“My Score”

“My Score”

“My Score”

“My Total Score”



McGraw-Hill School Division

Common Error: Pronouns

Secret Message

Find the sentences that use **I** and **me** correctly. Write the circled words from those sentences. Use the words you wrote to write the message.



1. (Mom) and I play ball.

2. Dad (and) I make lunch.

3. Sue and (me) read books.

4. Al and (I) ride our bikes.

5. My dogs (run) with me.

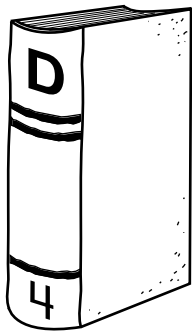
The message is:


Study Skill: Encyclopedia

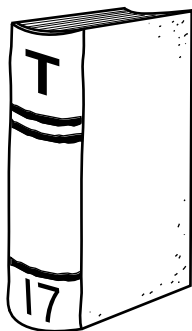
Where Would You Look?

Which encyclopedia volumes might have facts about these animals? Match each animal name to the volume. Draw a picture of the animal and write its name.

elephant
tiger
dinosaur







Vocabulary: Homonyms

I Can't See the Sea!

Kate wants to **see** the **blue sea**, but the wind **blew** away her glasses. Help Kate find her glasses by drawing a line from each word to its homonym, creating a path to Kate's glasses. The first one is done for you.



plain/blew

see

blew/plain

sea/plain


see/plane

blue/see

see/sea

plane/blew


plain/sea



blue/sea

see


blew/plane



Composition: Main Idea and Supporting Details

Elaborate on Elephants

Read the main idea sentence. Finish the paragraph. Choose sentences that tell more about the main idea. Write them on the lines.



They have huge bodies. Elephant is a big word.
They have big floppy ears. They have big feet.

Elephants are very big animals.

Four sets of horizontal writing lines, each consisting of a solid top line, a dashed middle line, and a solid bottom line.